

# Turnlok® Locking Devices

## Connectors IP20 Suitability

Pass & Seymour



### Features

- Quick-thread assembly screws and cord-grip screws come backed-out, ready-to-wire.
- Chemical-and impact-resistant nylon housing features horizontal, easy-grip ribs on back body.
- Clear thermoplastic terminal chamber for clear view of terminals and wire connections.
- Exclusive, rugged integral cord grip accepts a wide range of cord widths, no external parts to snag or break off.
- NEMA configurations always visible for fast I.D. without disconnecting.
- Industrial-strength, connector contacts resist heat rise, provide excellent conductivity.
- Recessed cord-grip screw reduces screwdriver slippage, improves safety. Compatible with wire mesh strain reliefs.
- Exclusive external neoprene dust cover on 20 and 30A devices seals cable entry; optional weatherproof boots seal connection. (Sold separately, Cat.# DC-1.)
- For locking applications.
- Technical Specifications : call 1-800-223-4185 or email [tech\\_support@pass-seymour.com](mailto:tech_support@pass-seymour.com) for technical support.
- Technical specifications and product catalog pages are in Adobe Acrobat (PDF) format. To get the free Adobe Acrobat browser plugin, go to the [Adobe website](#).

### Connectors IP20 Suitability

Catalog Number	Page (PDF)	Other Docs.	Rating A.	Rating V.	Description/Color	Cord Diameter	NEMA Config. No.	3rd Party Compliance		
<a href="#">CRL520C</a>	<a href="#">H09</a>		20	125	Corrosion-Resistant, Yellow Back, White Front Body	.385 - 1.150 in.	L5-20R	UL498	FSUL WC596	CSA
<a href="#">CRL620C</a>	<a href="#">H09</a>		20	250	Corrosion-Resistant, Yellow Back, White Front Body	.385 - 1.150 in.	L6-20R	UL498	FSUL WC596	CSA
<a href="#">L520C</a>	<a href="#">H09</a>	<b>GW</b>	20	125	Black Back, White Front Body	.385 - 1.150 in.	L5-20R	UL498	FSUL WC596	CSA
<a href="#">L520CBK</a>	<a href="#">H09</a>	<b>GW</b>	20	125	Black Back, Black Front Body	.385 - 1.150 in.	L5-20R	UL498	FSUL WC596	CSA
<a href="#">L620C</a>	<a href="#">H09</a>	<b>GW</b>	20	250	Black Back, White Front Body	.385 - 1.150 in.	L6-20R	UL498	FSUL WC596	CSA
<a href="#">L720C</a>	<a href="#">H09</a>	<b>GW</b>	20	277	Black Back, White Front Body	.385 - 1.150 in.	L7-20R	UL498	FSUL WC596	CSA

**Icon Key:** = Instruction Sheet    = Representative Product Image    **GW** = Graphics Workshop Images

[All Products](#) -> [Residential Homeowners](#) -> [Turnlok® Locking Devices](#) -> [Locking Connectors](#) -> Connectors IP20 Suitability

# Turnlok® Locking Devices Receptacles, Connectors, Plugs, Inlets, Outlets

3 Wire Grounding 20A, 125 & 250V, 277VAC

Pass & Seymour



Turnlok® Locking Devices

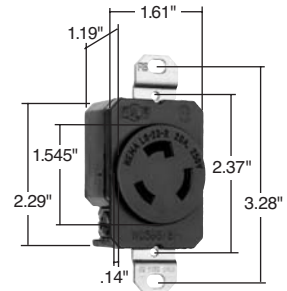
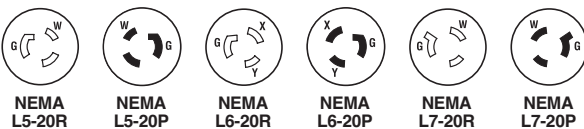
Receptacles, Connectors, Plugs, Inlets, Outlets

Catalog Number	Rating A. V.	Description/Color	Cord Diameter	NEMA Config. No.	3rd Party Compliance		
					UL498	FSUL WC596	CSA
<b>Receptacles</b>							
L520-R	20 125	Single Receptacle		L5-20R	•	•	•
IGL520-R	20 125	Single Receptacle, Orange		L5-20R	•	•	•
CRL520-R	20 125	Single Receptacle, Corrosion-Resistant		L5-20R	•	•	•
L620-R	20 250	Single Receptacle		L6-20R	•	•	•
IGL620-R	20 250	Single Receptacle, Orange		L6-20R	•	•	•
L720-R	20 277*	Single Receptacle		L7-20R	•	•	•
IGL720-R	20 277*	Single Receptacle, Orange		L7-20R	•	•	•
<b>Connectors IP20 Suitability</b>							
L520-C	20 125	Black Back, White Front Body	.385"-1.150"	L5-20R	•	•	•
L520-CBK	20 125	Black Back, Black Front Body	.385"-1.150"	L5-20R	•	•	•
CRL520-C	20 125	Corrosion-Resistant, Yellow Back, White Front Body	.385"-1.150"	L5-20R	•	•	•
L620-C	20 250	Black Back, White Front Body	.385"-1.150"	L6-20R	•	•	•
CRL620-C	20 250	Corrosion-Resistant, Yellow Back, White Front Body	.385"-1.150"	L6-20R	•	•	•
L720-C	20 277*	Black Back, White Front Body	.385"-1.150"	L7-20R	•	•	•
<b>Plugs IP20 Suitability</b>							
L520-P	20 125	Black Back, White Front Body	.385"-1.150"	L5-20P	•	•	•
L520-PBK	20 125	Black Back, Black Front Body	.385"-1.150"	L5-20P	•	•	•
CRL520-P	20 125	Corrosion-Resistant, Yellow Back, White Front Body	.385"-1.150"	L5-20P	•	•	•
L620-P	20 250	Black Back, White Front Body	.385"-1.150"	L6-20P	•	•	•
CRL620-P	20 250	Corrosion-Resistant, Yellow Back, White Front Body	.385"-1.150"	L6-20P	•	•	•
L720-P	20 277*	Black Back, White Front Body	.385"-1.150"	L7-20P	•	•	•
<b>Flanged Inlets &amp; Outlets</b>							
L520-FI	20 125	Gray Inlet		L5-20P	•	•	•
L520-FO	20 125	Gray Outlet		L5-20R	•	•	•
L620-FI	20 250	Gray Inlet		L6-20P	•	•	•
L620-FO	20 250	Gray Outlet		L6-20R	•	•	•
L720-FI	20 277*	Gray Inlet		L7-20P	•	•	•
L720-FO	20 277*	Gray Outlet		L7-20R	•	•	•


\*AC only.

Reference Pages H-31 and H-32 for Accessories.

2 Pole, 3 Wire



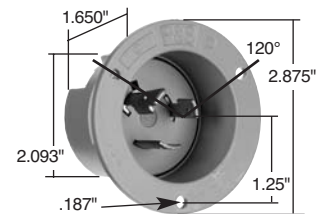
20A Receptacle



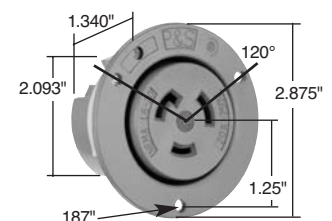
20A Connector



20A Plug



L520, L620, L720-FI



L520, L620, L720-FO

All devices listed on this page conform to NEMA WD-1 and WD-6.